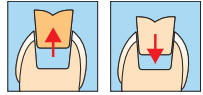


Placement of IPS Empress® Esthetic restorations with

Variolink® II or Variolink Veneer / Syntac®

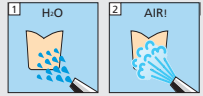


Removal of temporary restoration
Try-in of restoration



Absolute drying/isolation

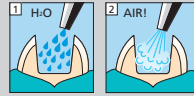
Restoration



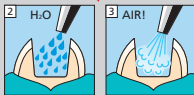
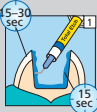
Pre-treatment of ceramic restorations:
According to manufacturer's instructions.
E.g. IPS Empress Esthetic: Etch for 60 sec with IPS Ceramic etching gel (hydrofluoric acid). Follow safety instructions.



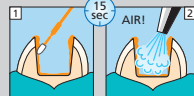
Cavity



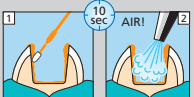
Enamel Total Etch



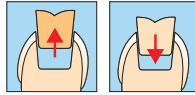
Dentin Syntac Primer



Syntac Adhesive



Variolink® II or Variolink Veneer / Excite® DSC

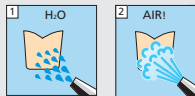


Removal of temporary restoration
Try-in of restoration




Absolute drying/isolation

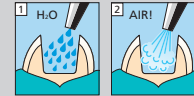
Restoration



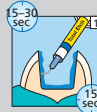
Pre-treatment of ceramic restorations:
According to manufacturer's instructions.
E.g. IPS Empress Esthetic: Etch for 60 sec with IPS Ceramic etching gel (hydrofluoric acid). Follow safety instructions.



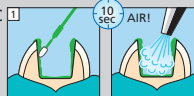
Cavity



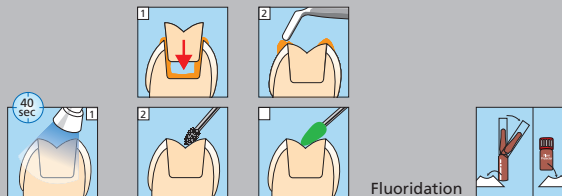
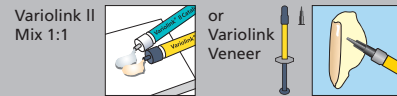
Enamel Total Etch



Excite DSC



If Variolink II Base is used without Catalystor, Excite DSC should be light-cured



Fluoridation

Multilink® Automix

Restoration



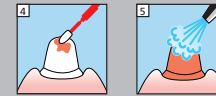
Pre-treatment of ceramic restorations:
According to manufacturer's instructions.
E.g. IPS Empress CAD: Etch for 60 sec with IPS Ceramic etching gel (hydrofluoric acid). Follow safety instructions.



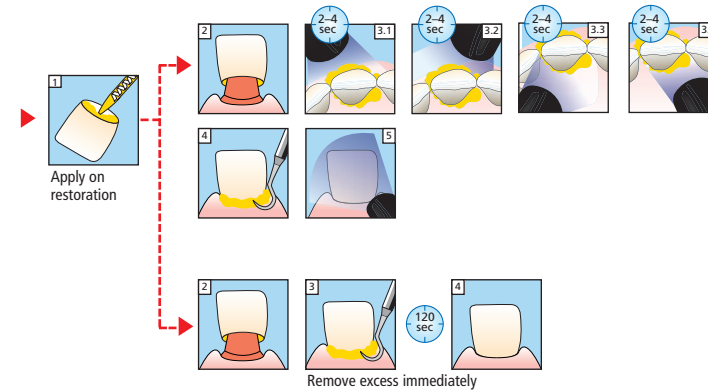
Dentin/Enamel



Mix Multilink Primer A+B 1:1



15 sec application

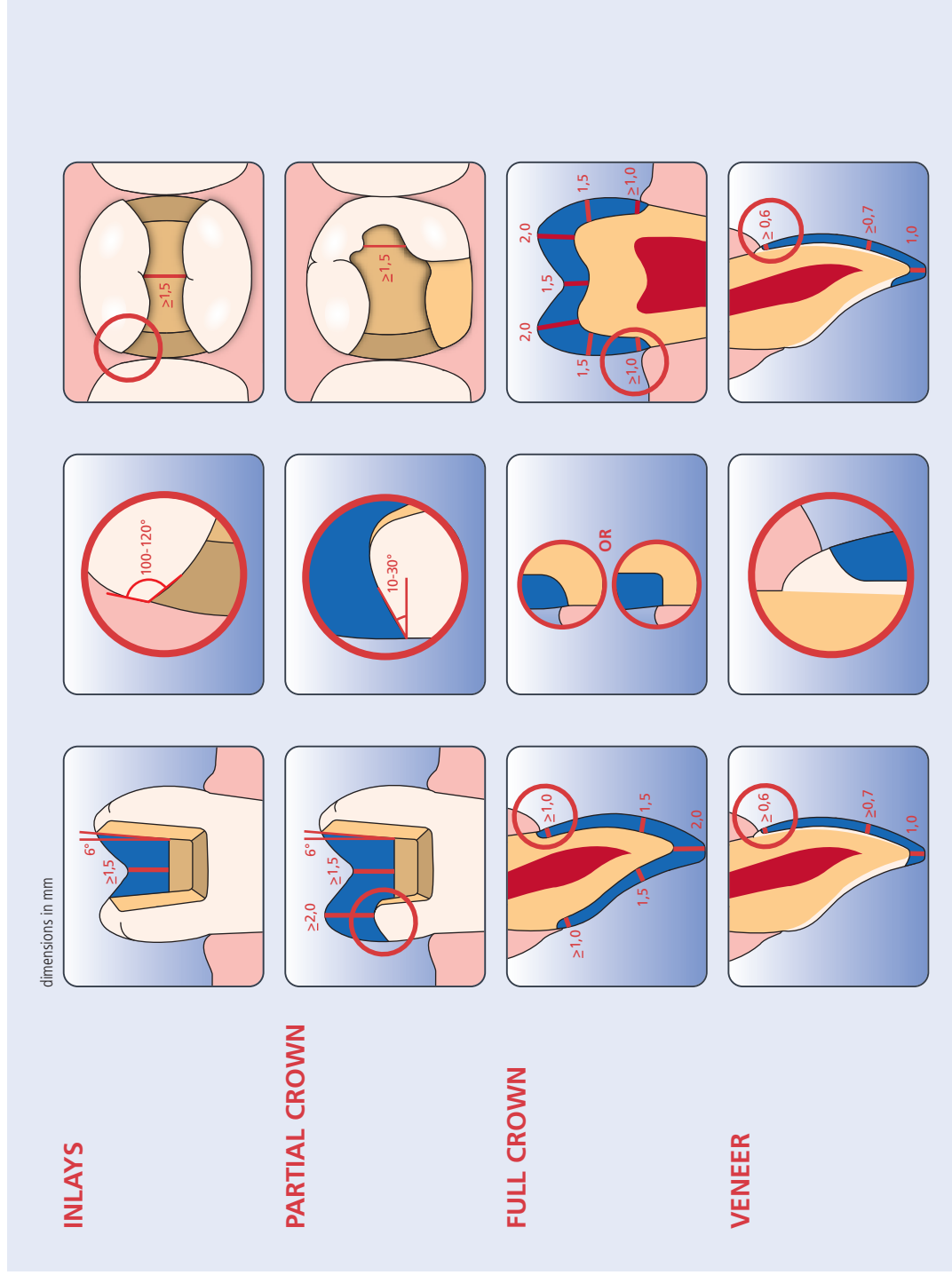




IPS Empress® Esthetic – Preparation Guidelines

Careful preparation is decisive for the durability and accuracy of fit of the restoration.

It is important to properly design the margin with a circular shoulder or chamfer preparation and rounded inner aspects. Transitions with sharp angles and feather edge margins should be avoided. In order to achieve a stable restoration, the minimum wall thicknesses have to be observed.



Adhesive luting

IPS Empress Esthetic restorations have to be adhesively cemented. We recommend Variolink II or Multilink Automix and the dental adhesives Syntac or Excite DSC for the cementation of inlays, partial crowns and full crowns. For IPS Empress Esthetic Veneers Variolink Veneer should be used in particular.

The water-soluble Variolink IIVariolink Veneer Try In Pastes permit shade simulation of ceramic restorations prior to final cementation.

